

# TEDD WOOD

---

## FINE CABINETRY

---



CUSTOM, FULL ACCESS CABINETRY...  
AT AN AFFORDABLE PRICE



---

**LUXURY LINE**

---

FULL ACCESS CABINETRY

WWW.TEDDWOOD.COM




# CLASSICS

- *More than 100 door styles*
- *Catalyzed Conversion Varnish stain and paint colors*
- *Create your own unique look with our Shadow and Antiquing finish options.*
- *Customize and coordinate your new space with over 1,000 Sherwin Williams paint colors or duplicate your unique hue in our Custom Color Lab.*
- *Plywood Construction is Standard*






# WOOD SPECIES



## **Cherry / Rustic Cherry**

The sapwood is light yellow to white and the heartwood is brownish with green tinge which darkens upon exposure to a deep reddish brown with a golden luster. There are occasional pitch pockets, mineral streaks, pin knots and gum in the wood. Rustic Cherry will have more prevalent split knots and open knots. Over time and with exposure to sunlight Cherry / Rustic Cherry will darken slightly in color.



## **Quarter Sawn White Oak**

The sapwood of oak is white to very light brown. Heartwood is light to dark brown. Oak wood has a course texture which is heavy, straight-grained, hard, tough, very stiff and strong. "Quarter Sawn" grade is specially cut White Oak lumber where logs are quartered and sliced across the grain resulting in a tight, straight grain pattern. Quarter Sawn lumber contains a distinct characteristic called medullar wood rays or "flake".



## **Walnut**

Walnut is a heavy, strong wood that ranges in color from off-white to dark brown. It can have curly grain, steaky color and occasional mineral and pin knots.



## **Maple**

Hard white maple has a fine, uniform texture with curly grain, sugar streaks, occasional mineral streaks and pin knots. It is heavy, strong, stiff, hard and resistant to shock. The color ranges from white with a slight reddish-brown tinge to a light reddish-brown.



## **Alder / Knotty Alder**

Alder has a consistent color that ranges from pale pinkish-brown to almost white. It has a fine, straight, tight grain with uniform texture with some small pin knots that form a beautiful swirl. Knotty Alder is more rustic in appearance with large split knots and open knots that vary in size.

# DOOR STYLES

Your cabinet door style can be one of the most important factors in your kitchen's new design. LUXURY LINE offers a complete selection of doors and drawer fronts to fit every kitchen and bathroom need. From a traditional raised panel door to contemporary slab doors, we offer the right door to make you home uniquely yours.



**ARCADIA RP**  
Dovetone on Maple




**ARLINGTON RRP**  
Auburn w/ Lite Black  
Shadow on Alder



**ASPEN RP**  
Web Gray on Maple



**BOARDWALK RRP**  
Natural on Maple



**BROADWAY RRP**  
Espresso on Maple



**BROOKFIELD RP**  
Natural w/ Lite Coffee  
Shadow on Knotty Alder



**CAMDEN RRP**  
Wheat on Cherry



**CAPITOL RP**  
Monument Gray on MDF



**CHADWICK RRP**  
White on QTR Sawn  
White Oak



**CHARLESTON RRP**  
Naval w/ Bold Black  
Shadow



**COASTAL RRP**  
Leather Brown on Cherry



**COOPERSTOWN RP**  
Leather Brown on Walnut



**COVINA RP**  
Pumice w/ Lite Brown  
Shadow




**CYPRESS RP**  
Heritage Black Antiqued  
on Maple



**EMPIRE II FP**  
Egg Shell on Maple



**FAIRFIELD RP**  
Frosty White w/ Lite  
Brown Shadow



**FOUR CORNERS**  
Richmond on Cherry



**FRENCH QUARTER RRP**  
Leather Brown on  
QTR Sawn White Oak



**GETTYSBURG RRP**  
Auburn on Rustic Cherry



**GRACELAND FP**  
First Star on Maple



**GLENDALE RRP**  
Charcoal on  
QTR Sawn White Oak



**HILLCREST RP**  
Colonial w/Bold Black Shadow  
on Cherry



**HUDSON RP**  
Ash Gray on Maple



**KENSINGTON RP**  
Leather Brown w/ Lite Black  
Shadow on Maple



**LIBERTY RRP**  
Cobblestone on  
QTR Sawn White Oak



**LINCOLN FP**  
Graystone on Maple



**LOOMIS RP**  
Denim on Cherry



**LOUVRE-SOLID**  
Slate on Maple



**LOUVRE-VENTED**  
Flagstone on Maple



**MADISON SQUARE RP**  
Colonial on Cherry



**MIDTOWN RP**  
Heritage Black on Maple



**MIRAGE RRP**  
Richmond on Cherry



**MONTICELLO RRP**  
Natural on QTR Sawn White Oak



**NAPA FP**  
Rookwood Shutter Green  
w/ Lite Coffee Shadow



**NEWPORT RP**  
Espresso on Alder



**NIAGARA FP**  
Pumice on Maple





**OASIS RRP**  
Morning Mist w/ Bold Black  
Shadow on Alder



**POMONA FP**  
Graystone on Maple



**PRESTON RP**  
Slate w/ Bold Brushed  
Black Shadow



**RAINIER RRP**  
Natural on Walnut



**RIDGECREST RP**  
Egg Shell on Maple



**ROCKVILLE RRP**  
Pure White on Maple



**RUSHMORE FP**  
White on Maple



**SAXONY RP**  
Natural w/Bold Brown  
Shadow on Maple



**SEASIDE**  
Morning Mist on Rift Cut White  
Oak - Horizontal Grain



**STOCKTON FP**  
Espresso on QTR Sawn  
White Oak



**TEMPLETON RP**  
Colonial w/ Bold Black Shadow  
on Alder



**TETON FP**  
Morning Fog w/ Lite Black  
Shadow



**UPLAND III RRP**  
Natural on Cherry



**UPLAND IV RRP**  
Sand on Maple



**VALLEY FORGE RP**  
Leather Brown on Walnut



**VERO RP**  
Dover White w/ Lite  
Coffee Shadow



**WAKEFIELD RRP**  
Roasted Almond on Alder



**WATERFRONT RP**  
Natural w/ Lite Coffee Shadow  
on Cherry



**WESTMINSTER RRP**  
Gale Force on Maple



**WHITE HOUSE RP**  
White on MDF



**WINDOVER RP**  
Cape May on QTR Sawn  
White Oak



**WOODMONT FP**  
Cottage Blue w/ Lite  
Black Brushed Shadow



**YELLOWSTONE RRP**  
Morning Mist w/ Bold Black  
Shadow on QTR Sawn White Oak

## 1" THICK SERIES DOORS



**BOULDER (1" SERIES)**  
Homburg Gray on MDF



**BRECKENRIDGE II (1" SERIES)**  
Alabaster on MDF



**BURLINGTON (1" SERIES)**  
Morning Mist on Maple



**FARGO (1" SERIES)**  
Denim w/ Bold Coffee  
Shadow on Cherry



**GASTON RP (1" SERIES)**  
Quarry on Maple



**MILFORD RRP (1" SERIES)**  
Dover White on Maple



**NEWMAN RRP (1" SERIES)**  
Cobblestone on Cherry



**OMAHA II (1" SERIES)**  
Leather Brown on Walnut



**PORTLAND (1" SERIES)**  
Gray Matters on Maple



**PORTOFINO FP (1" SERIES)**  
Monument Gray on MDF



**TOPEKA (1" SERIES)**  
Natural w/ Lite White Shadow  
on Rift Cut White Oak

## OPTIONAL OUTSIDE EDGES

Eased Edge

Transitional Edge


## DRAWER HEAD OPTIONS



Slab



Decorative Slab




Flat Panel




Raised Panel





# FORTRESS COLLECTION

Our **Fortress Collection** includes unique and various hand-applied antiqued and/or distressed finishes which create an aged and timeless look that will help you achieve that **old world** expression for your home.



## Alamo

Available in Cherry, Rustic Cherry, Alder and Knotty Alder.



## Bragg

Available in Maple.



## Independence

Available in Maple.




## Loudon

Available in Quarter Sawn White Oak.



## MacArthur

Available in Maple.



## McHenry

Available in Maple and Cherry.



## Meade

Available in Knotty Alder.




## Sumter

Available in Quarter Sawn White Oak.



## Ticonderoga

Available in Quarter Sawn White Oak.



# TIDEWATER COLLECTION

Our **Tidewater Collection** includes unique and various hand-applied antiqued and/or distressed finishes which create a weathered look giving the appearance of a piece of old driftwood, weathered fence, or antique barn plank.



## Avalon

Available in Quarter Sawn White Oak.



## Cape Cod

Available in Quarter Sawn White Oak.



## Cape May

Available in Quarter Sawn White Oak.



## Clearwater

Available in Quarter Sawn White Oak.



## Mystic

Available in Quarter Sawn White Oak.



## Montauk

Available in Quarter Sawn White Oak.




## Tybee


Available in Quarter Sawn White Oak.



# PAINTS



# PAINT WITH GLAZE



# STAINS

## MAPLE



Dovetone



Natural



Sand



Wheat



Colonial




Acorn



Auburn



Roasted Almond



Leather Brown



Espresso



Morning Mist



Cobblestone



Onyx

## CHERRY/ALDER (also available in Rustic Cherry and Knotty Alder)



Natural



Sand



Wheat



Acorn



Auburn



Colonial



Leather Brown



Cordovan



Richmond



Roasted Almond



Denim



Morning Mist



Espresso



Charcoal



Cobblestone



Onyx

## QTR SAWN WHITE OAK



Dovetone



Natural



Sand



Wheat



Morning Mist




Auburn




Colonial



Roasted Almond



Leather Brown



Cordovan



Charcoal



Cobblestone



Onyx




Espresso

## WALNUT




Natural



Natural - Tinted




Espresso



Leather Brown

## GLAZING PACKAGES



### Lite Shadow

The finish look is achieved by applying glaze to the entire base color, wiping off by hand, with the flat surfaces wiped clean and careful attention paid to the minimal hang-up remaining in the corners and profiles of the door and drawer.



### Bold Shadow

Another glaze-enhancing option, this rich look is achieved by applying glaze to the entire base finish, carefully wiping off by hand with detailed attention to achieving a heavier, bolder, well-defined glaze of the straight lines and profiles of the door and drawer.



### Lite Brushed Shadow

The third of the glaze options, this subtle look combines the technique of Lite Shadow along with a dry brushing of glaze on the flat surfaces of the frame and panel of the door and drawer.




### Bold Brushed Shadow

The last of the glaze options, this classy look combines the technique of Bold Shadow along with a dry brushing of glaze on the flat surfaces of the frame and panel of the door and drawer.

## DISTRESSING PACKAGES

*All distressing prior to finishing*



### Worn Package

This subtle time-worn look is achieved by lightly distressing the wood with a random assortment of the following:

- Worm holes
- Claw hammer dents
- Dings/Dents



### Weathered Package

Along with the characteristics of the WORN package, this also includes the following randomly applied features:

- Rasping/Gouging
- Knife Splits
- Rounded/Sanded corners and profiles
- Small chisel marks






















# STAIN WITH GLAZE

## MAPLE

								
Dovetone w/Bold Brown Shadow	Dovetone w/Bold Coffee Shadow	Dovetone w/Bold Black Shadow	Natural w/Bold Brown Shadow	Natural w/Bold Coffee Shadow	Natural w/Bold Black Shadow	Acorn w/Bold Brown Shadow	Acorn w/Bold Coffee Shadow	Acorn w/Bold Black Shadow
								
Auburn w/Bold Brown Shadow	Auburn w/Bold Coffee Shadow	Auburn w/Bold Black Shadow	Colonial w/Bold Brown Shadow	Colonial w/Bold Coffee Shadow	Colonial w/Bold Black Shadow	Leather Brown w/ Bold Black Shadow	Espresso w/Bold Black Shadow	Morning Mist w/ Bold Pewter Shadow
								
Morning Mist w/ Bold Black Shadow								

## CHERRY/ALDER (also available in Rustic Cherry and Knotty Alder)

								
Natural w/Bold Brown Shadow	Natural w/Bold Coffee Shadow	Natural w/Bold Black Shadow	Acorn w/Bold Brown Shadow	Acorn w/Bold Coffee Shadow	Acorn w/Bold Black Shadow	Auburn w/Bold Black Shadow	Colonial w/Bold Brown Shadow	Colonial w/Bold Coffee Shadow
								
Colonial w/Bold Black Shadow	Richmond w/Bold Coffee Shadow	Richmond w/Bold Black Shadow	Cordovan w/Bold Black Shadow	Leather Brown w/ Bold Black Shadow	Espresso w/Bold Black Shadow	Denim w/Bold Coffee Shadow	Denim w/Bold Black Shadow	Morning Mist w/ Bold Pewter Shadow
								
Morning Mist w/ Bold Black Shadow								

## QTR SAWN WHITE OAK

								
Dovetone w/Bold Brown Shadow	Dovetone w/Bold Coffee Shadow	Dovetone w/Bold Black Shadow	Natural w/Bold Brown Shadow	Natural w/Bold Coffee Shadow	Natural w/Bold Black Shadow	Auburn w/Bold White Shadow	Auburn w/Bold Brown Shadow	Auburn w/Bold Coffee Shadow
								
Auburn w/Bold Black Shadow	Colonial w/Bold White Shadow	Colonial w/Bold Brown Shadow	Colonial w/Bold Coffee Shadow	Colonial w/Bold Black Shadow	Cordovan w/Bold Brown Shadow	Cordovan w/Bold Coffee Shadow	Cordovan w/Bold Black Shadow	Leather Brown w/ Bold White Shadow
								
Leather Brown w/ Bold Pewter Shadow	Leather Brown w/ Bold Black Shadow	Espresso w/Bold White Shadow	Espresso w/Bold Pewter Shadow	Morning Mist w/Bold White Shadow	Morning Mist w/Bold Pewter Shadow	Morning Mist w/Bold Black Shadow		



## REFLECTIONS / TEXTURES


- *A unique collection of texture and gloss finishes on modern door styles*
- *4 interior color options*
- *Plywood cabinet construction is standard*




# REFLECTIONS COLLECTION




**Luxe**  
Cuzco Oro




**Anthracita**




**Basalto**




**Black**




**Blanco**




**Cuzco Oro**



**Gris Metallic**



**Magnolia**



**Olmo**



**Roble Frappe**




**SMAT Antracita**



**SMAT Black**



**SMAT Cashmere**




**SMAT White**


# TEXTURES COLLECTION




**Mesa**  
Cypress Point




**Trio**  
City Oak



**Anta**  
Carbone




**Burned**




**Carbone**




**City Oak**




**Cypress Point**




**Graphite**




**Nero**



**Oregon Pine**



**Palissandro**



**Silver Sand**




**Swiss Almond**

**The Reflections Collection** is the perfect versatile and decorative high gloss scratch-resistant surface which is well-suited for applications in any kitchen, bathroom, or office. The Reflections door is a UV-dried high gloss lacquer finish laminate on a 3/4" thick MDF panel.

**The Textures Collection** allows for remarkable three dimensional effects, bringing this unique surface to life and endowing it with extraordinary performance and durability. The Textures door is a woodgrain thermostructured surface on a furniture board core.




### Aluminum Door Styles




AF001



AF002



AF003



AF004




AF006



AF010

### Aluminum Frame Finishes



Natural Aluminum



Brushed Stainless



Chalk



Bronze Matte



Onyx (Matte Black)

### Backpainted Glass Inserts




Aqua Gloss



Aqua Matte



Navy Gloss




Navy Matte




Slate Gloss



Slate Matte



Black Gloss



Black Matte



White Gloss



White Matte

### Standard Door Inserts



Satin



Clear

# ALUMINUM DOORS

- A contemporary option for your custom kitchen
- Available in a variety of finishes and colors providing endless design possibilities





# ACCESSORIES

*Put the finishing touch on your kitchen with a wide range of accessories that make life easier and minimize clutter by creating a space for everything.*





# LUXURY LINE

---

## FEATURES AND WARRANTY

### LUXURY LINE FEATURES

- Meet all your design needs with the near limitless options available
- 3/4" Sides, Tops, Bottoms, & Shelves
- Plywood Construction is Standard
- Customizable to 1/16"
- 13" Deep Wall Cabinets Standard
- Soft Close Doors & Drawers
- Solid Wood Dovetail or Metal Drawer Box Available
- Wall Cabinet Bottoms Finished to Match Face of Cabinet
- Catalyzed Conversion Varnish Finish
- Custom Colors Available



Limited Lifetime Warranty

**TEDD WOOD**  
FINE CABINETS

**Essential**  
CABINETS GROUP

WWW.TEDDWOOD.COM